



OIL & GAS ASSET
CLEARINGHOUSE



OIL & GAS CORPORATION

**Non-Operated Working Interest
Package**

Texas and New Mexico

COMPREHENSIVE A&D SERVICES FOR THE OIL & GAS INDUSTRY

WWW.OGCCLEARINGHOUSE.COM

Executive Summary

**Bids Due
September 3, 2020**

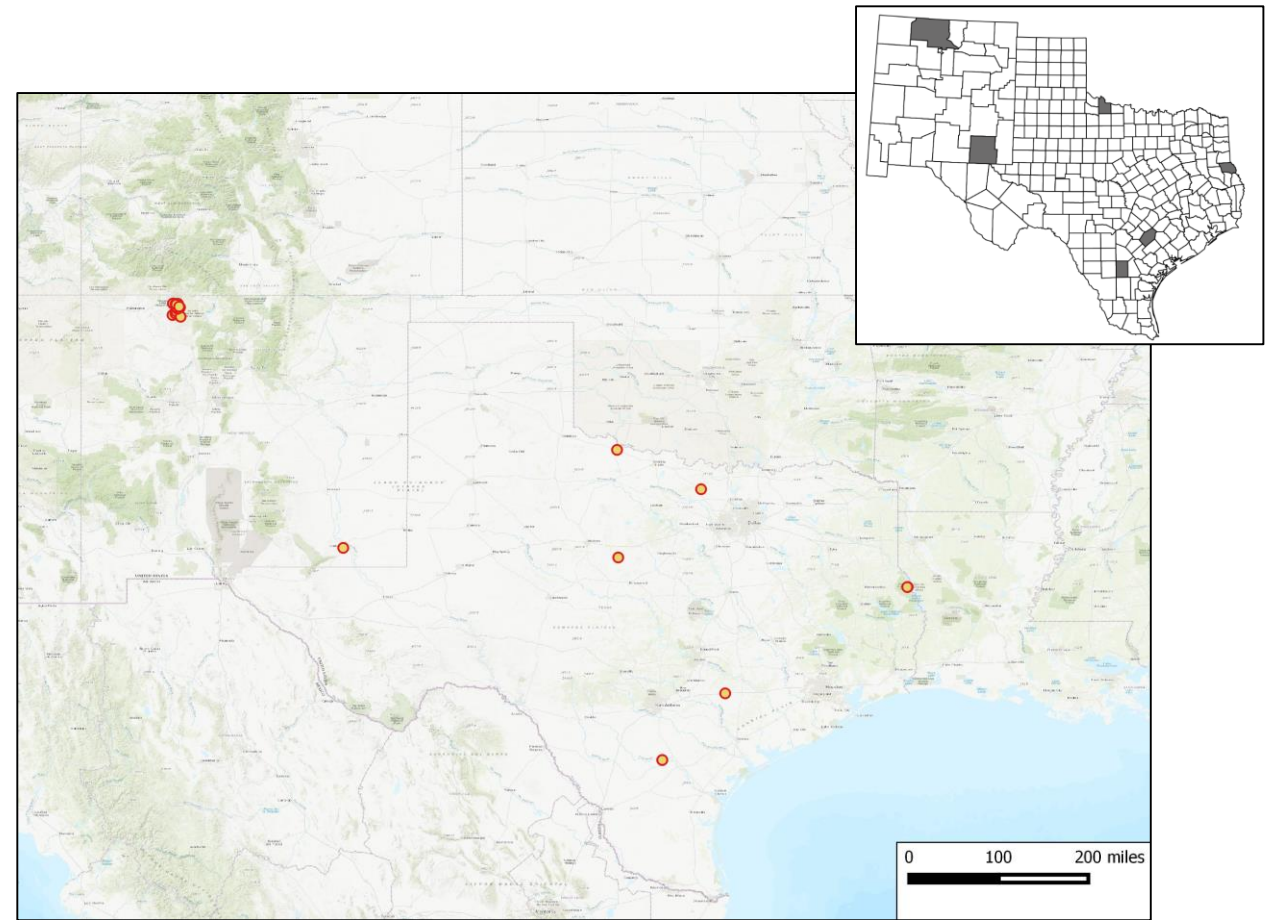
Private Sale

The Oil and Gas Asset Clearinghouse, LLC is partnering with Mar Oil and Gas to market a non-operated working interest package that includes 1,844 wells in Texas and New Mexico

Asset Highlights

- Non-operated working interest in 1,511 producing gas and 4 oil wells in Texas and New Mexico.
- Producing from the Eagle Ford, Mesa Verde, Dakota, etc.
- Operated by Hilcorp, WPX, etc.
- 1.4 / 1.2 % avg. ownership (WI / NRI)
- 272 / 7 avg. daily oil production (gross / net)
- 106,648 / 1,111 avg. daily gas production (gross / net)
- \$18,703 / mo avg. net cash flow

Total producing wells	1,515
WI / NRI avg.	1.4 / 1.2 %
Net Daily Production*	7 / 1,111 (bopd / mcf)
Avg. Net Cash Flow*	\$18,703 / mo



○ Marketed Non-Op Wells

*Production & CF are last 6 month average

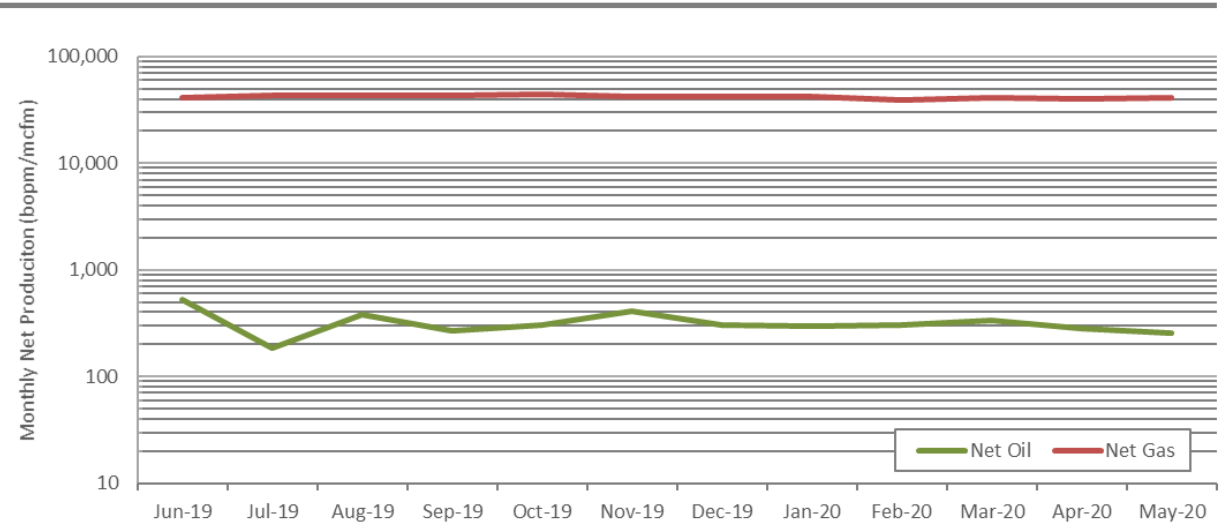
PDP & Cash Flow Summary

**Bids Due
September 3, 2020**

Private Sale

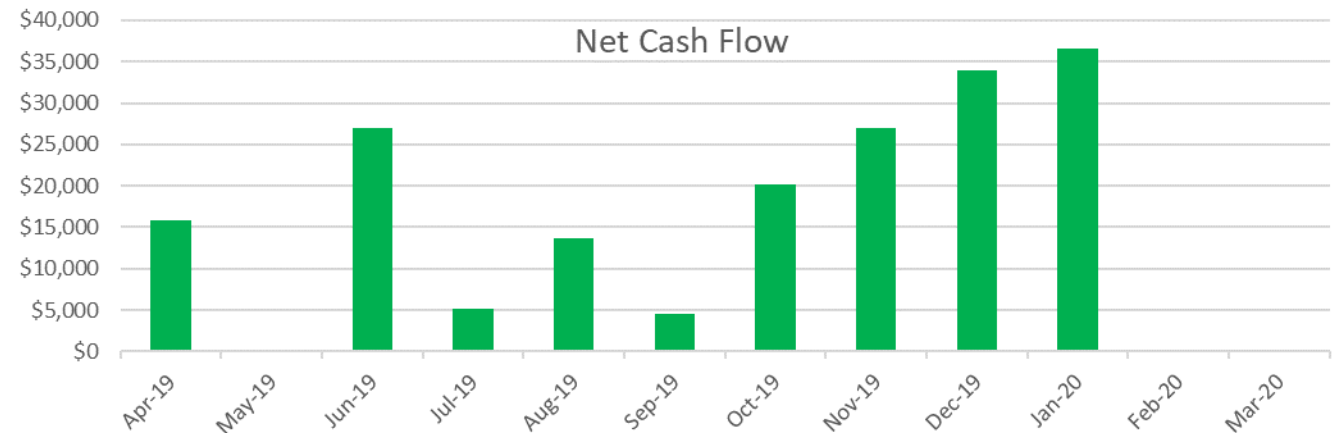
Monthly Production

- 1,511 producing gas and 4 oil wells
- 272 / 7 bopd avg. daily production (gross / net)
- 106,648 / 1,111 mcf/d avg. daily production (gross / net)
- Producing out of the Eagle Ford, Mesa Verde, Dakota, etc.



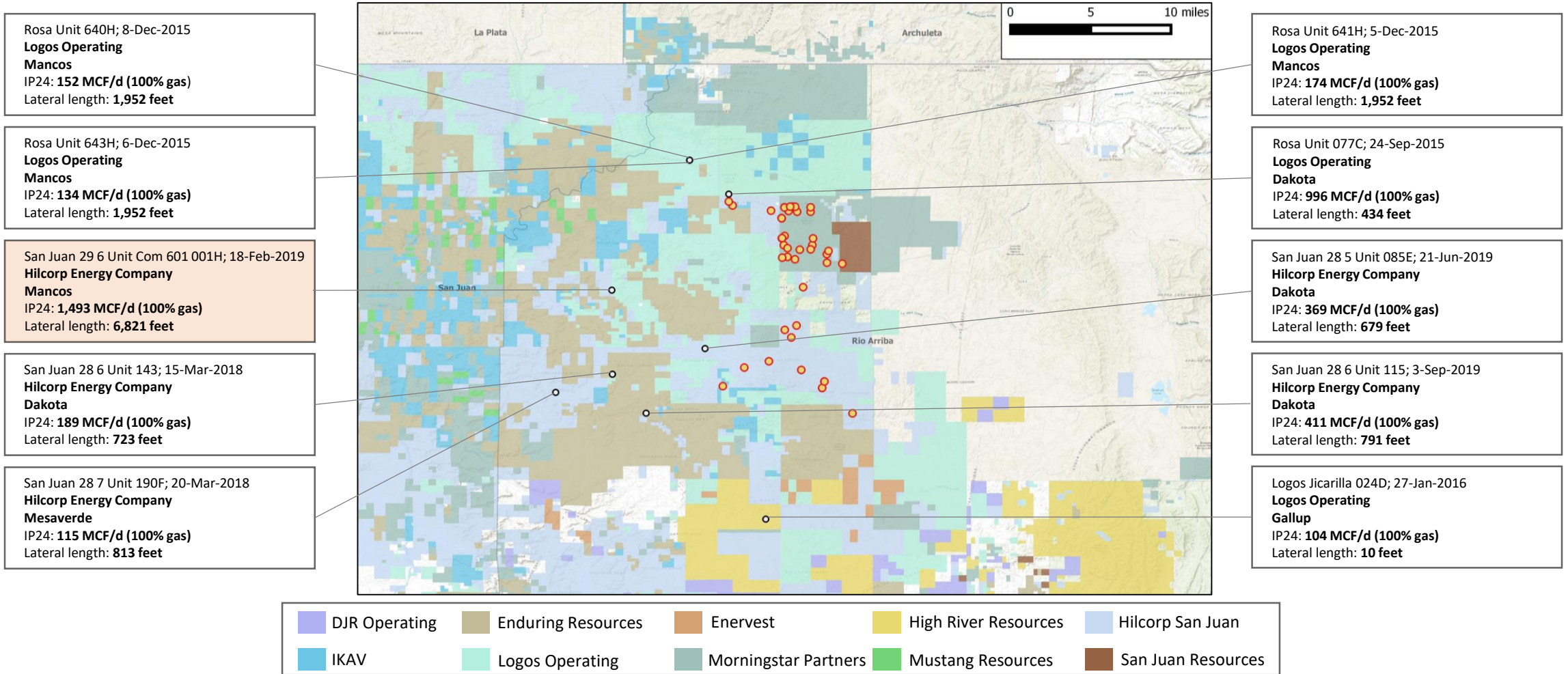
Monthly Cash Flow

- \$18,703 / mo avg. net cash flow (last 6 months)
- \$175,501 cumulative cash flow (last 12 months)
- \$79,879 / mo avg. net revenue (last 6 months)
- \$60,879 / mo avg. net LOE (last 6 months)

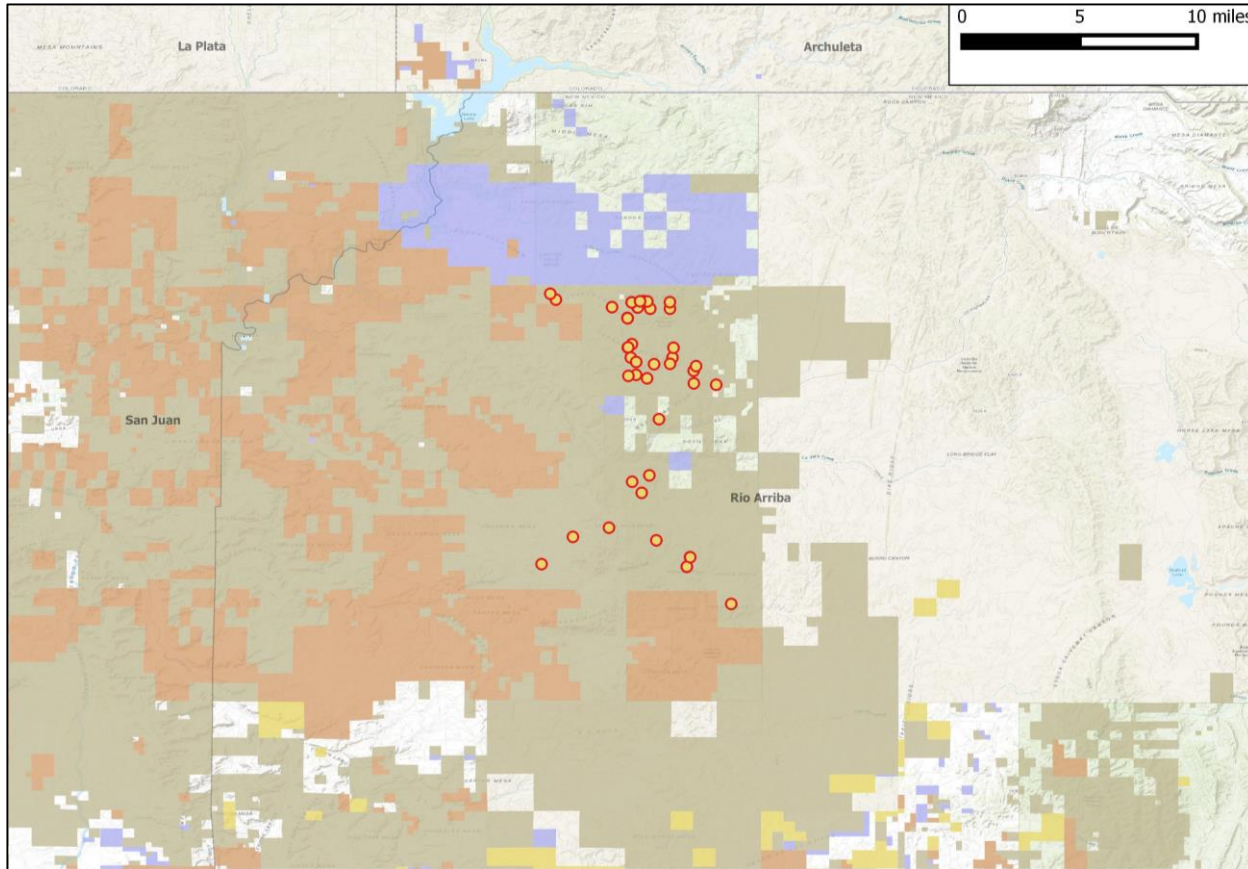


Operator Presence in the Vicinity of the Rio Arriba Properties

Hilcorp Energy Company's San Juan 29 6 Unit Com 601 001H well, with a lateral length of 6,821 feet, achieved an average IP24 of 1,493 MCF/d in February 2019



Private Equity Presence in the Vicinity of the Rio Arriba Properties



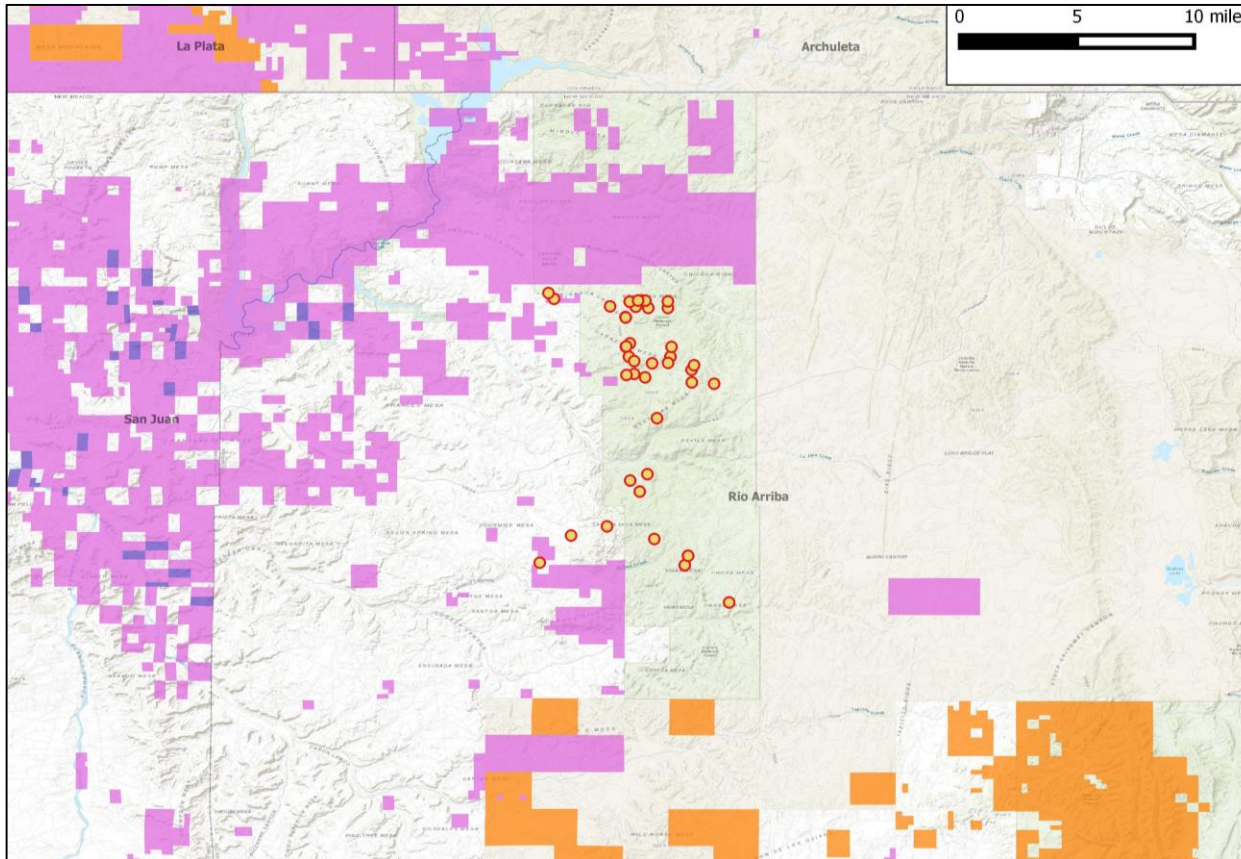
Arclight Capital Partners Carlyle Group EnCap; AEC Partners Trilantic Capital Partners; Waveland Energy Partners; Global Energy Capitals

LOGOS Resources II LLC
LOGOS Resources II LLC received an initial equity commitment from Arclight Capital Partners LLC and its management in Jul-2016.
Commitment (\$): **\$150 million**
Brief: ~270,000 net acres in San Juan basin with 90 MMcfe/d production; acquired primarily from WPX and Energen.

DJR Energy LLC
DJR Energy LLC received an initial equity commitment from Trilantic Capital Partners, Waveland Energy Partners LLC, and its management in May-2017.
Commitment (\$): **Undisclosed**
Brief: ~350,000 net acres in San Juan basin.

Hilcorp San Juan LP
Hilcorp San Juan LP received an equity commitment from Carlyle Group in Jul-2017.
Commitment (\$): **Undisclosed**
Brief: San Juan Basin focused company; assets acquired primarily from ConocoPhillips and ExxonMobil.

Historical Transactions in the Vicinity of the Rio Arriba Properties



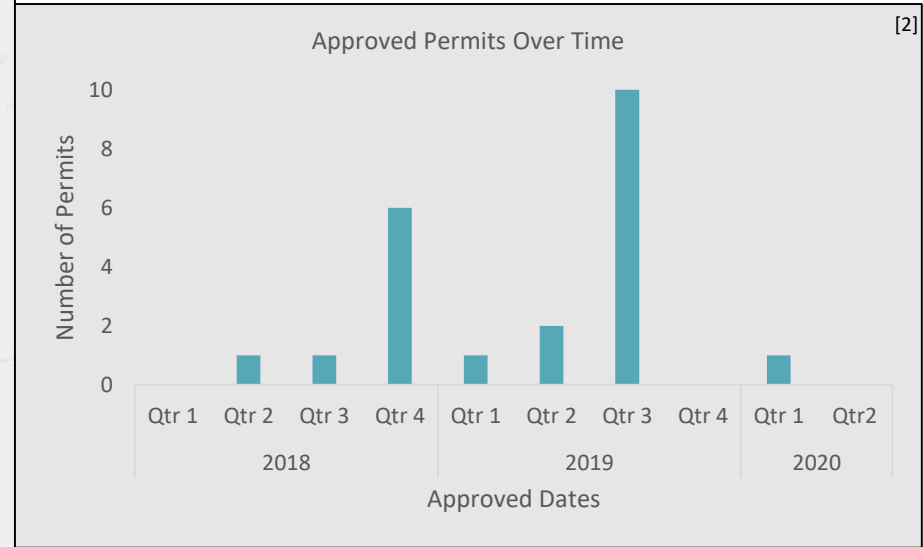
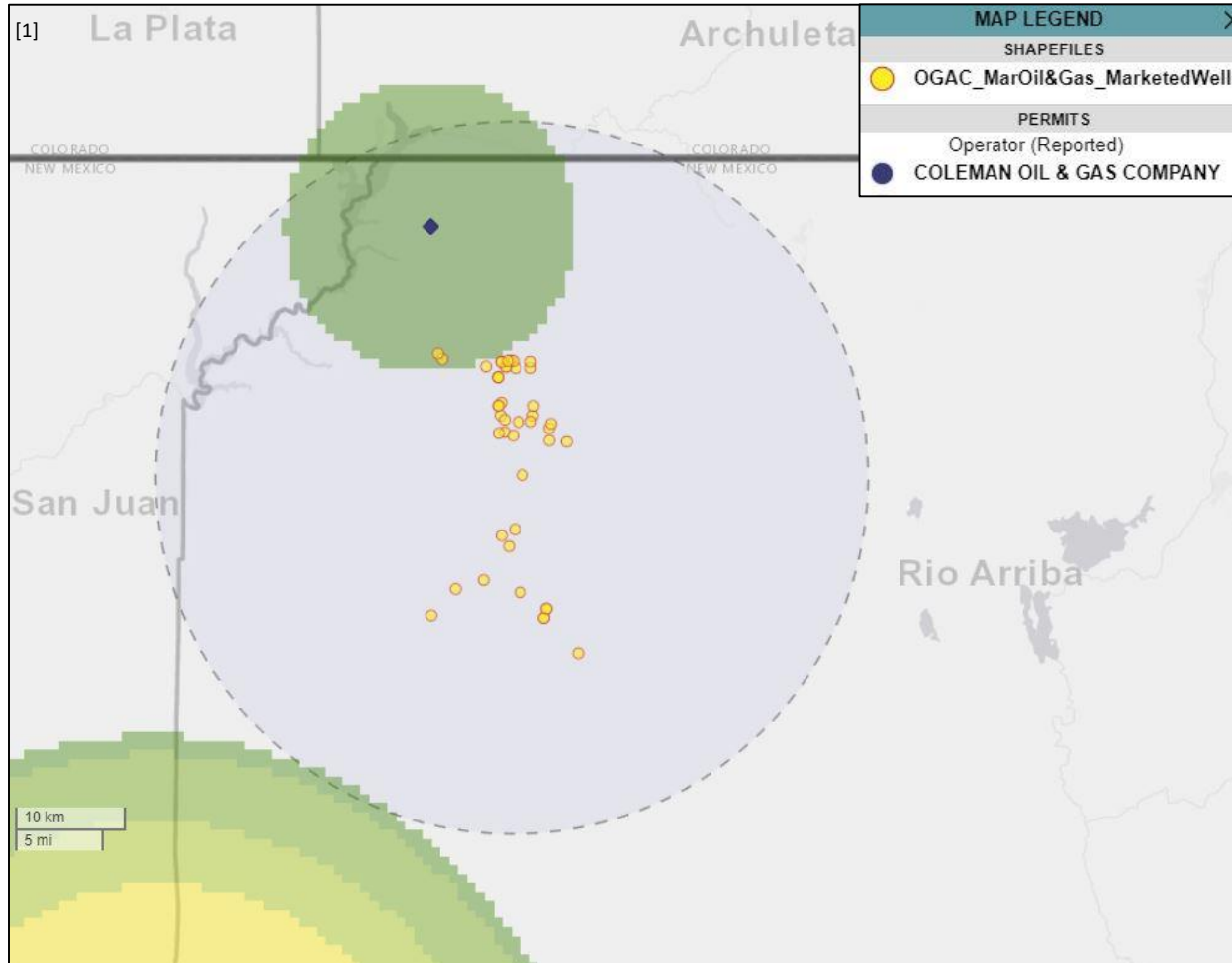
High River Resources LLC – Harvest Oil & Gas Corp; Feb-19
Deal Type: **Property**
Deal Value: **\$42.8 million**
Assets: **23.7 MMcfe/d production (42% liquids)**
during the first nine months of 2018

IKAV – BP; Nov-19
Deal Type: **Property**
Deal Value: **Undisclosed**
Assets: **~567,000 net acres**
~102 Mboe/d Production during 2018

Mustang Resources Inc – Koch Industries Inc; Aug-18
Deal Type: **Property**
Deal Value: **Undisclosed**
Assets: **12,733 net acres (85% HBP)**
80 net horizontal locations

Developmental Activity in the Vicinity of the Rio Arriba Properties

14 drilling permits have been approved within a 20-mile radius of the marketed assets since January 2019



Footnotes: [1] Permit Activity heatmap for the last 6 months and approved permits within a 20-mile radius of the marketed assets during the last 6 months
[2] Permits approved within a 20-mile radius of the marketed assets

Sale Process

- Electronic data room available August 6, 2020
- Bids due September 3, 2020
- Bid instructions available in EDR

August							September						
Su	M	T	W	Th	F	Sa	Su	M	T	W	Th	F	Sa
30	31					1			1	2	3	4	5
2	3	4	5	6	7	8	6	7	8	9	10	11	12
9	10	11	12	13	14	15	13	14	15	16	17	18	19
16	17	18	19	20	21	22	20	21	22	23	24	25	26
23	24	25	26	27	28	29	27	28	29	30			

 EDR Open
 Bids Due

For additional questions or information, please contact our team:

Bo Wanger
Business Development
bwanger@ogclearinghouse.com
(972) 302 - 4930

Colt Standefer
Engineer
cstandefer@ogclearinghouse.com
(972) 556 - 3826

Matt Stowers
Transaction Manager
Matt@ogclearinghouse.com
(832) 601-7657

Oil & Gas Asset Clearinghouse

Phone: (281) 873-4600

Email: sales@ogclearinghouse.com

Mar Oil and Gas ("Company") is selling non-operated working interest in Texas and New Mexico . Oil & Gas Asset Clearinghouse, LLC ("Clearinghouse") is the exclusive technical, marketing, and transaction advisor for this sale. The Company and Clearinghouse make no representations or warranties, either express or implied, as to the accuracy or completeness of this information or its suitability for any purpose. The sales process contemplated herein is not exclusive. The Company and Clearinghouse reserve the right to withdraw all or any portion of the assets or change all or any terms of this sales process at any time without notice to any potential purchaser.